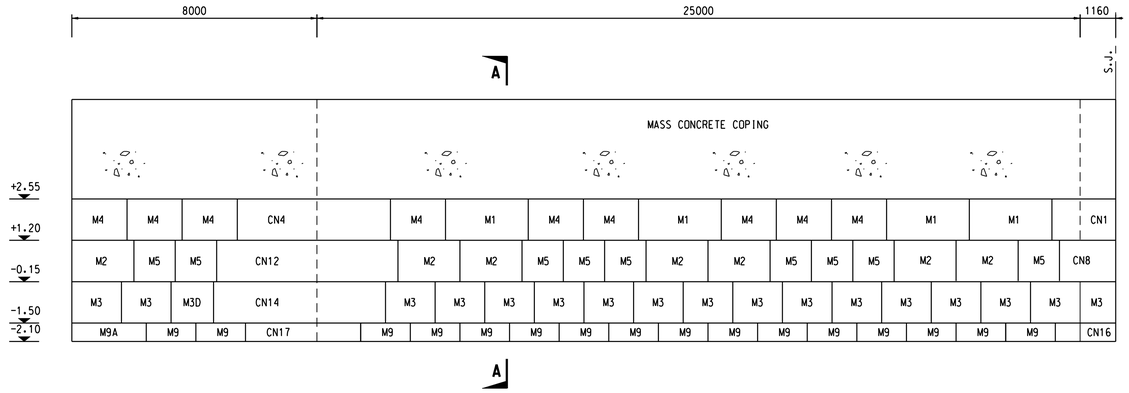

ELEVATION
SCALE 1:100

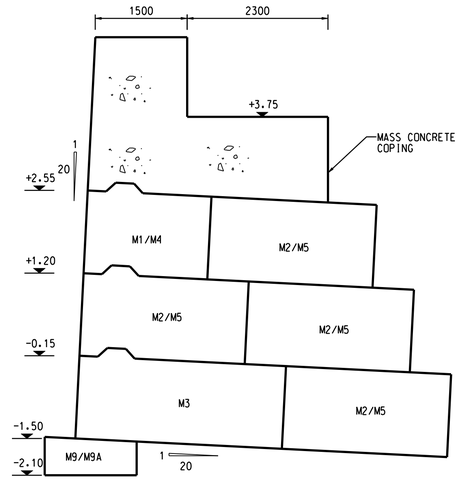

SECTION A - A
SCALE 1:50

NOTES:

1. THIS DRAWING SHALL BE READ IN CONJUNCTION WITH DRG. NO. 541 AND 542.
2. ALL DIMENSIONS ARE IN MILLIMETRES UNLESS SPECIFIED OTHERWISE.
3. ALL LEVELS ARE IN METRES WITH REFERENCE TO PRINCIPAL DATUM.
4. FOR PRECAST CONCRETE BLOCK DETAILS REFER CEDD STANDARD DRAWINGS.
5. UNLESS OTHERWISE STATED, MASS CONCRETE COPING SHALL BE OF GRADE 20/20.
6. HALF - ROUND CHANNEL SHALL BE PROVIDED ON SEAWALL BLOCKS AT SLIP JOINTS.
7. ALL CORNERS OF PRECAST CONCRETE BLOCKS SHALL HAVE 40mm x 40mm CHAMFERS.

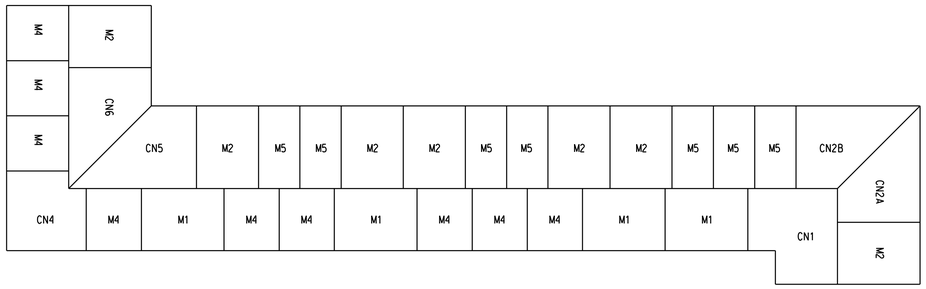

BLOCKS AT +2.55 mPD

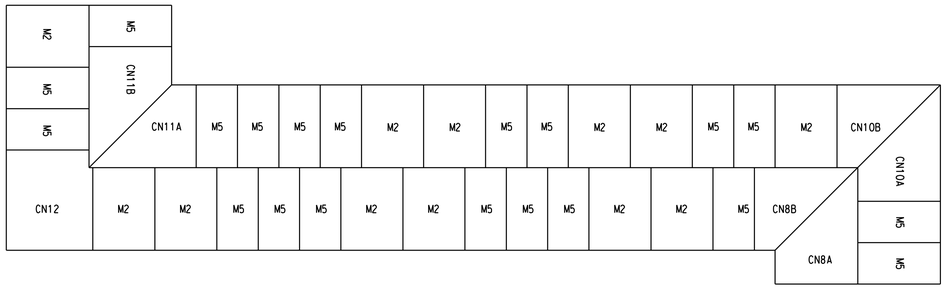

BLOCKS AT +1.20 mPD

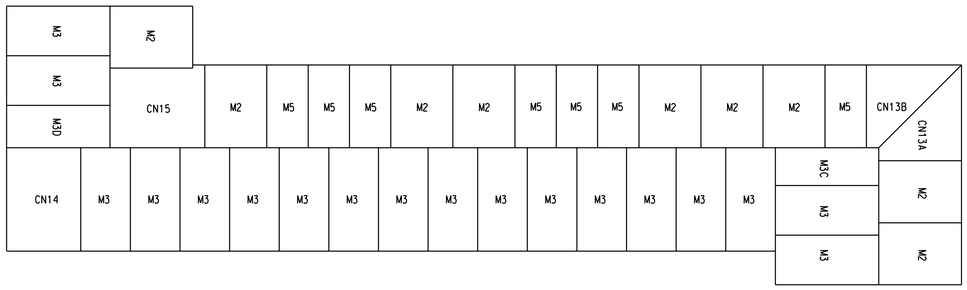

BLOCKS AT -0.15 mPD

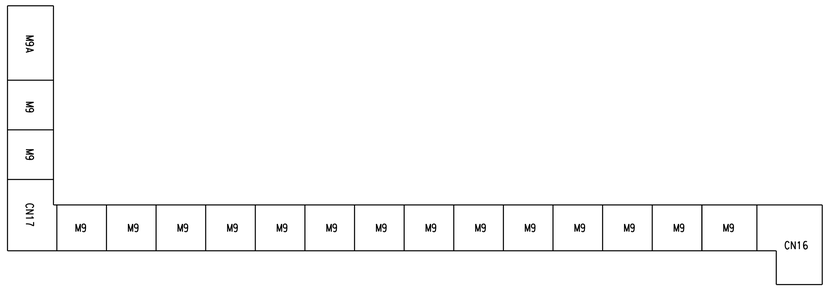

BLOCKS AT -1.50 mPD

END BLOCKWORK WALL DETAILS
SCALE 1:100

REV. 修訂	DESCRIPTION 內容摘要	D.C.	P.C. CHECKED 查核	DATE 日期

Civil Engineering and Development Department
土 木 工 程 拓 展 署
KOWLOON DEVELOPMENT OFFICE
九 龍 拓 展 處

CEDD

KAI TAK DEVELOPMENT
ENGINEERING STUDY CUM DESIGN AND CONSTRUCTION OF ADVANCE WORKS-INVESTIGATION, DESIGN AND CONSTRUCTION

SITE FORMATION CUM MARINE WORKS

NORTHERN TRANSITION EDGE STRUCTURES

SEAWALL - BLOCKWORK
WALL DETAILS

SHEET 2 OF 2

MAUNSELL | AECOM
Maunsell Consultants Asia Ltd.
茂盛(亞洲)工程顧問有限公司

DRG.NO. 圖紙編號 543

DESIGNED BY 設計 J.L.
AGREEMENT NO. 合約編號 CE35/2006 (CE)
P. Dir. APPROVED 批准人
DRAWN BY 繪圖 J.J.
STATUS 階段
SCALE 比例 A1 AS SHOWN
DIMENSIONS ARE IN 尺寸單位 MILLIMETRES

© COPYRIGHT RESERVED
版 權 所 有

Plot File by : 2007-10-23 JIANGJ
P:\projects\60022408\DRAWING\REPORT\SF\RDD\543.dgn